

# Screens for Small Yards

Screening may include modifying or hiding a view, blocking wind or snow and softening noise. Building a fence or wall will accomplish these functions, but using trees and shrubs as screens enhances the “livability” of your property. Before purchasing plants,

first determine the primary function of the screen. Then select plants that not only will provide the characteristics needed, but those that are cold- and drought-hardy, suited to sunlight and soil conditions, and are resistant to pests.

## Uses of screens


### ■ *To define an area*

A screen is one way to separate or define areas with different uses. A row of shrubs is a good alternative to a fence in the narrow space between homes.



### ■ *To create privacy*

Screens can be used to create privacy around swimming pools, patios and backyards. Residents of a home can be shielded from the view of passing vehicles and pedestrians.



### ■ *To block wind, dust and snow*


A row of trees—especially evergreens—helps block wind and dust and keep roads clear of windblown snow. A screen planted on the prevailing wind side of a house can provide energy savings.


### ■ *To modify or hide a view*

Screens can modify or hide the view of a wall, parking lot, driveway or utility fixtures. Unsightly areas can be concealed with proper plantings. Landscaping can be used to break up uninterrupted views of buildings.

### ■ *To soften noise*

Screens with dense foliage and branches help muffle the noise from businesses, cars, air conditioners and equipment.





## Uses of screens (continued)

### ■ *To filter light*

Windows, yards and driveways can be shaded with trees, either year 'round or seasonally. Trees provide shade for people, and for flowers and shrubs that cannot be grown in full sunlight.

## Important factors in species selection

### ■ *Size at maturity*

Consider its mature size when selecting a species. When planting screens and barriers, think about the shrub's spread to help determine spacing. Shrubs must be only above eye level to function as a screen.

### ■ *Form and shape*

Match the intended function to the mature shape of the plant. Choose varieties with columnar forms for narrow areas, row plantings or for planting against tall buildings. Shrubs with round or pyramidal canopies are better suited for areas that have limited root area, but adequate canopy area.

### ■ *Foliage density*

Shrubs with thick, dense foliage are better for noise control and blocking views. Evergreens with thin needles, or deciduous trees with small leaves or leaflets, create filtered light for shade-loving plants.

### ■ *Branch arrangement*

Shrubs with branches that grow to the ground are useful for screening fences, controlling noise, blocking wind and snow and creating barriers. Along streets and sidewalks where line-of-sight is important, use high-crowned trees.

### ■ *Site conditions*

Choose species that are suited to the soil and sunlight conditions of the planting area. Select pest-resistant varieties that require minimum maintenance.

### ■ *Special characteristics*

Thorny shrubs can be effective barriers, as well as screens. Varieties with spring flowers, fall colors and interesting bark can add beauty to an area.

## Plant forms

A *Round*

B *Irregular*

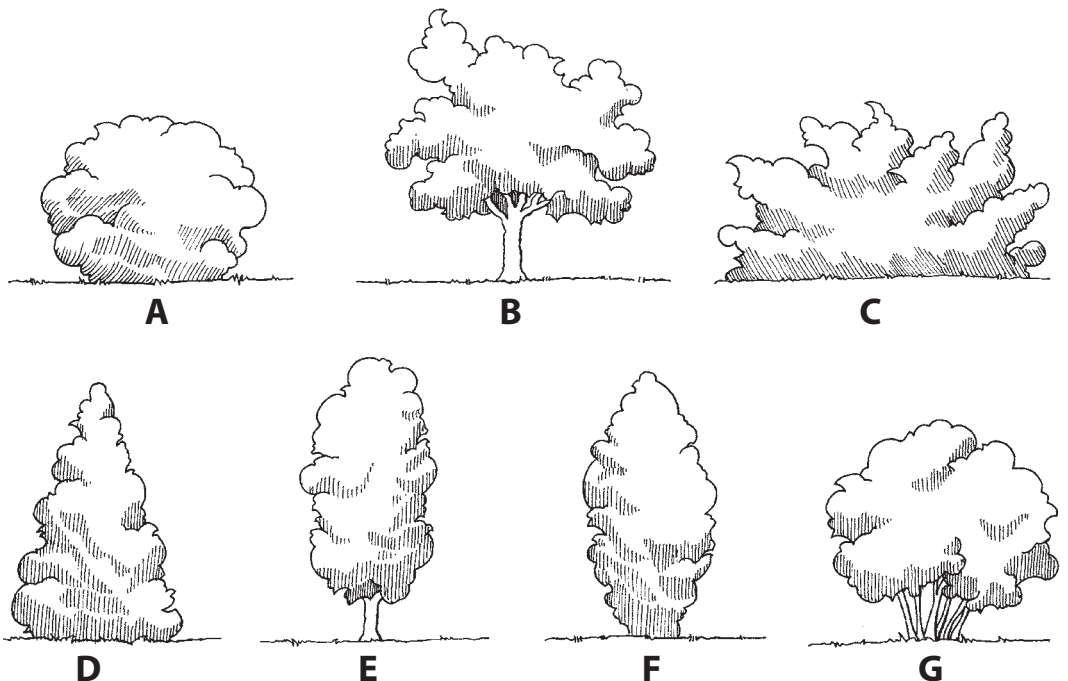
C *Spreading*

D *Pyramidal*

E *Columnar*

F *Conical*

G *Colony*



## Evergreens

Common Name	Botanical Name	Height	Spread	Form	Culture/Comments
Foster's Holly	<i>Ilex x attenuata</i> 'Fosteri'	20–25'	12–15'	Pyramidal	Glossy, green leaves with spiny margins. Full sun. Red berries persist through the winter.
Burford Holly	<i>Ilex cornuta</i> 'Burfordii'	8–12'	8–12'	Round	Dense, rounded shrub. Glossy, dark-green leaves. Heat-and-drought tolerant. Can winter kill if exposed.
Keteleer Juniper	<i>Juniperus chinensis</i> 'Keteleeri'	15–20'	10–15'	Pyramidal	Light- to medium-green foliage. Full sun. Can tolerate high pH and dry soils.
Green Ice Juniper	<i>Juniperus scopulorum</i> 'Green Ice'	15'	7–10'	Pyramidal	New growth is ice-green, turning gray-green. Color best in colder climates. Full sun.
Welch Juniper	<i>J. scopulorum</i> 'Welchii'	8'	4–5'	Columnar	Narrow, compact growth. Silvery new growth, turning to bluish-green. Full sun.
Wichita Blue Juniper	<i>J. scopulorum</i> 'Wichita Blue'	18'	5–8'	Pyramidal	Brilliant, bright-blue foliage. Full sun.
Burkii Juniper	<i>Juniperus virginiana</i> 'Burkii'	10–25'	8–15'	Pyramidal	Needles with blue band and green margin above, green beneath. Blue, with purplish cast in winter. Full sun.
Canaertii Juniper	<i>J. virginiana</i> 'Canaertii'	20'	12–15'	Pyramidal	Dark-green foliage tufted at ends of branches. Full sun. Very susceptible to rust.
Manhattan Blue	<i>J. virginiana</i> 'Manhattan Blue'	10–12'	6–8'	Pyramidal	Compact form. Bluish-green foliage. Full sun.
Japanese Yew	<i>Taxus cuspidata</i> 'Capitata'	10–40'	10–40'	Pyramidal	Will grow large without pruning. Shade or sun. Tolerates dust and pollution. Withstands heavy pruning. Shade tolerant.
Anglojap Yew	<i>Taxus x media</i> 'Hicksi'	15–20'	8–15'	Columnar	Needles shiny, dark-green above, lighter green beneath. Prefers well-drained soil. Shade or sun.
Oriental Arborvitae	<i>Thuja orientalis</i>	18–25'	10–15'	Conical	Large shrub or small tree. Branchlets held vertical. Tolerant of most soils.



Foster's Holly



Oriental Arborvitae



Japanese Yew



Burkii Juniper

# Deciduous

Common Name	Botanical Name	Height	Spread	Form	Culture/Comments
Gray Dogwood	<i>Cornus racemosa</i>	10–15'	10–15'	Colony	Multi-stemmed, suckering roots that form colonies. Shade or sun; tolerates range of soil conditions. No serious pests.
American Hazel	<i>Corylus americana</i>	8–10'	6–8'	Spreading	Multi-stemmed shrub. Full sun or light shade. Will sucker from roots.
Vernal Witch-hazel	<i>Hamamelis vernalis</i>	6–10'	8–12'	Round	Multi-stemmed, dense shrub. Sun to partial shade. Yellow flower blooms in late winter. No serious pests.
Deciduous Holly	<i>Ilex decidua</i>	10–15'	10–15'	Irregular	Shrub or small tree. Full sun or shade. Male and female flowers on separate plants.
Ninebark	<i>Physocarpus opulifolius</i>	5–10'	6–10'	Spreading	Upright-spreading shrub. Full sun or light shade. Tolerates wide range of soil conditions. Somewhat coarse in texture.
Fragrant Sumac	<i>Rhus aromatica</i>	2–6'	6–10'	Spreading	Spreading shrub. Will sucker from roots. Full sun. No serious pests.
Arrowwood Viburnum	<i>Viburnum dentatum</i>	8–15'	6–15'	Round	Multi-stemmed, dense shrub. Will colonize by suckers. Sun to partial shade. Tolerates a range of soil conditions.
Blackhaw	<i>V. prunifolium</i>	12–15'	8–12'	Irregular	Small tree or multi-stemmed shrub. Full sun or shade. Tolerates a range of soil conditions. Clusters of white flowers.



Gray Dogwood



American Hazel



Vernal Witch-hazel



Deciduous Holly



Arrowwood Viburnum



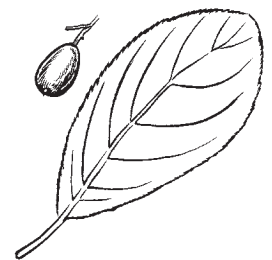
Serving nature and you



Ninebark



Fragrant Sumac



Blackhaw

Missouri Department of Conservation  
 P.O. Box 180, Jefferson City, MO 65102-0180  
[www.MissouriConservation.org](http://www.MissouriConservation.org)  
 1/2010 F00061

Equal opportunity to participate in and benefit from programs of the Missouri Department of Conservation is available to all individuals without regard to their race, color, national origin, sex, age or disability. Questions should be directed to the Department of Conservation, P.O. Box 180, Jefferson City, MO 65102, (573) 751-4115 (voice) or 800-735-2966 (TTY), or to the U.S. Fish and Wildlife Service Division of Federal Assistance, 4401 N. Fairfax Drive, Mail Stop: MBSP-4020, Arlington, VA 22203.